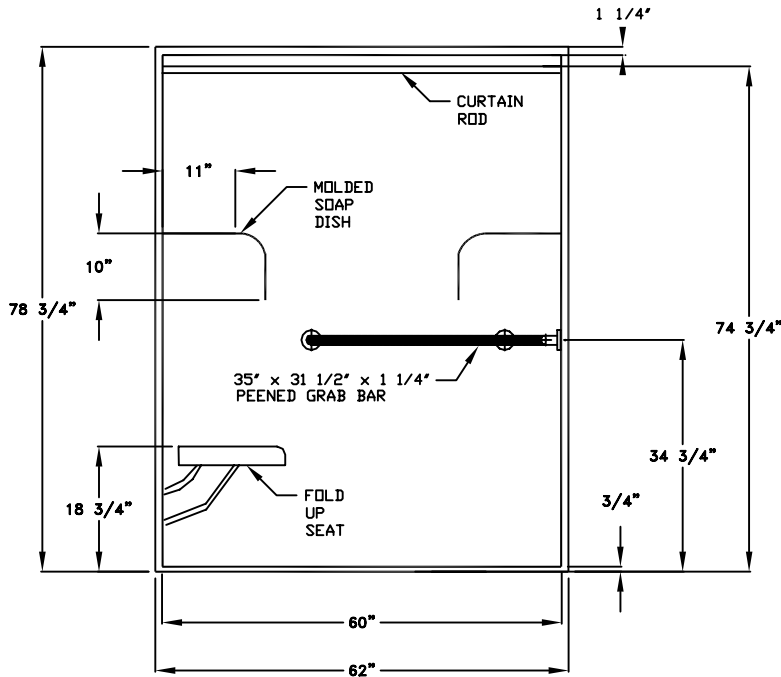


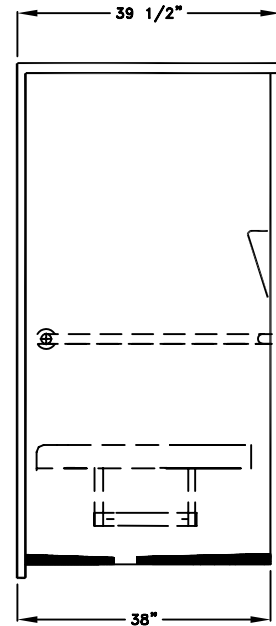
# Special Needs Series

## SUBMITTAL DATA

FRONT VIEW



SIDE VIEW



### Roll-In Shower Stall

The shower enclosure shall be Aquarius Model G 6239 BF center, right or left. Finished surface shall be of a sanitary-grade polyester Gelcoat exhibiting a minimal thickness of 15 dry mils, and a finished cured Barcol hardness of 80-90 as tested with ASTM D-2583. Unit construction shall be of molded reinforced fiberglass with a 15% minimum fiberglass content. The unit shall have outside dimensions of 62" x 39 1/2" x 78 3/4". The base shall be attached to the sump of the unit in such a manner to form and integral part with an inner and outer coating of reinforced polyester resin. The unit shall meet ANSI 117.1, ANSI 124.2, ADA, HUD, BOCA, NAHB, UPC, Mass Code and shall meet the requirements of Southern Building Code.

The enclosure shall be equipped with the following installed accessories:

1) one 35" x 31 1/2" wrap bar x 1 1/4" diameter, 18 gauge stainless steel grab bars with 1 1/2" statute clearance, mounted with stainless steel bolts and secured from the rear with a 3" x 3" x 11 gauge metal mounting plate, 2) 1" diameter 20 gauge stainless steel curtain rod, 3) factory installed fold up seat, 4) 3/4" threshold.

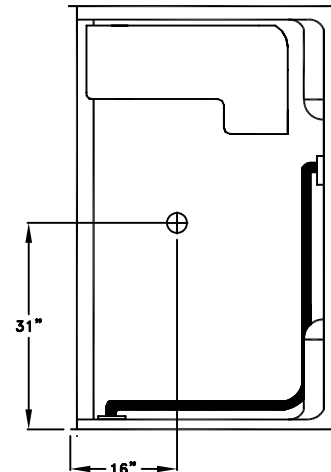
Available Options: 1) Hand held shower set (includes: hand set, 60" flex hose, swivel connector, vacuum breaker, brass nipple, locknut, wall brackets and shower wall outlet), 2) Factory installed fold up seat, 3) 24" or 30" slide bar, 4) Pressure balance valve, 5) Green shower curtain, anti-bacterial, and hooks, 6) White shower curtain and hooks.

THIS UNIT FEATURES THE OUTSIDE DIMENSIONS OF 62" OF OVERALL WIDTH. THIS DOES NOT ALLOW FOR FULL ENCLOSURE OF THE BOLTS THAT ARE USED TO SECURE THE BARS AND SEAT IN PLACE. THE BOLT AND NUT COMBINATION SHOULD NOT PROTRUDE ANY MORE THAN 3/4" ON EITHER SIDE.

THIS SHOULD NOT CREATE ANY TYPE OF INSTALLATION PROBLEMS EXCEPT FOR A DRY WALL ENCLOSED FIRE WALL INSTALLATION AREA THAT WOULD NOT ALLOW FOR ANY VARIATIONS. IN A STANDARD STUD /OPENING INSTALLATION THE EXTENSION OF THE HARDWARE SHOULD NOT CAUSE ANY TYPE OF PROBLEM.

NOTE: THIS UNIT WILL NOT ACCEPT A DOOR!

TOP VIEW



DUE TO THE NATURE OF THE MATERIALS DIMENSIONS MAY VARY ± 1/2"

Job Name:

**AQUARIUS**

Model No.:

Drawing#: G623917

Approved by:

Date Approved:

Date: 4-17-98

Revised: 10-14-99

Rep.:

Wholesaler:

Quote No.:

PRAXIS INDUSTRIES, INC.  
 ROUTE 1, BOX 46D - SAVANNAH, TN 38372  
 1 (800) 443-7269 - FAX (901) 925-4290